

AUCTION

WIDE ARRAY OF FABRICATING, MACHINING, & WELDING EQUIPMENT; HIGH QUALITY FORKLIFTS, 25 T. GROVE CRANE, ROLLING STOCK, HUGE ASSORTMENT OF MISCELLANEOUS ITEMS, HOUSE BOATS, VEHICLES, & MUCH, MUCH MORE!



500 T. X 16' ACCURPRESS HYDRAULIC PRESSBRAKE

Assets Surplus to the Continuing Operations of

GUS FABRICATION, LLC

2304A MAIN STREET, JEANERETTE, LA 70544

**THURSDAY, SEPT. 21 • 10:00 A.M.
LIVE ONSITE W/WEBCAST**

INSPECTION:

Tuesday &
Wednesday
Sept. 19 & 20,
9:00 A.M.
to 4:00 P.M.




HAAS MDL. TM-3P
VERTICAL
MACHINING CENTER



10' X 1/4" MONTGOMERY
INITIAL PINCH
PLATE ROLL

JLG MDL. G9-43A
TELEHANDLER



2008



10' X 1/4" US
INDUSTRIAL MACHINERY
HYDRAULIC
POWER SHEAR



1969 CORVETTE
STING RAY CONVERTIBLE

FOR BIDDING AT THIS AUCTION. Go to www.pmi-auction.com and click on BidSpotter or proxibid on our calendar page for this auction sale.

**BUYER'S PREMIUM:
15% ONSITE • 18% WEBCAST**

Read Partial Terms & Conditions on Back Page

Sale Conducted By:

PLANT & MACHINERY INC.
AUCTIONEERS • APPRAISERS • LIQUIDATORS • REAL ESTATE

Ronald G. Moore, LA Lic. #851 • PMI LA Lic. #AB-396

HOUSTON • DALLAS • ST. LOUIS

Headquarters:
1304 Langham Creek Drive, Suite 454
Houston, Texas 77084

PHONE: (713) 691-4401

FAX: (713) 672-7905

E-MAIL: pmi@pmi-auction.com
WEBSITE: www.pmi-auction.com

PTD AUCTION

THURSDAY, SEPT. 21 • 10:00 A.M.
LIVE ONSITE W/WEBCAST

VERTICAL MACHINING CENTER

HAAS MDL. TM-3P, new 4/2008, 14.5" x 58" tbl., 40" X, 20" Y, 16" Z-axis travels, CAT-40, 6,000 RPM, 7.5 HP, 8" dia. Haas 4-axis rotary tbl., 20 ATC, Haas CNC control, S/N 1066372.

FLATBED CNC LATHE

MAZAK MDL. M5N-2, new 1998, Mazatrol T-plus CNC control, 24" swing over bed, 82" dist. btwn. centers, 7.1" spdl. bore, 1,000 RPM, 30 HP, front and rear turrets, 21" 4-jaw manual chuck, S/N 135701.

ENGINE LATHES

25" X 168" LEBLOND HEAVY DUTY ENGINE LATHE, 31" swing over bed, 20" swing over cross slide, 3-1/8" spdl. hole, 5.5–625 RPM, rapid traverse, taper attach., S/N NI-1388.

24" X 78" WEBB MDL. WL630, 3.15" spdl. hole, 27–1,205 RPM, taper attach., 15" 3-jaw chuck w/T-slots, 18" 4-jaw independent chuck, 4-way rapid travels, S/N 110-6301-02.

15" X 50" LEBLOND REGAL, 1-7/8" spdl. hole, 30–1,200 RPM, taper attach, Trav-A-Dial readout, quick change tool post, S/N 7C-3003

VERTICAL TURRET LATHE

DEFUM MDL. KNA-110/135A, new 1976, side head appendage control, 4-jaw chuck, S/N 6617.

VERTICAL TURRET MILLING MACHINE

LAGUN MDL. FTV-2, 3 HP, variable spd., 2-axis digital readout, longitudinal pwr. feed, 3" riser block, S/N N/A.

RADIAL ARM DRILLS

CINCINNATI BICKFORD 5' X 15", 20–1,248 RPM, pwr. head travels, plain box tbl., fabricated box tbl., S/N 4E-508.

WILTON 4' X 10-1/2" MDL. 1100R, 44–1,500 RPM, 3 HP, plain box tbl., S/N 0702107.

OOYA 4' X 11" MDL. RE1225H, spd. 32–1,985 RPM, plain box tbl., S/N N78B-4565.

MORRIS 4' X 11" MOR SPEED, 44–1,180 RPM, fabricated box tbl., double end base, S/N A1158.

YANG IRON MDL. YAM-RD600, 24" arm, 7" column, plain box tbl., 88–1,500 RPM, large qty. taper shank drills up to 2" cap., S/N 60576.

BANDSAWS

HYD-MECH MDL. S20A CNC HORIZONTAL, pwr. mitering, 18" x 10' heavy duty outfeed conveyor, 18' x approx. 30' infeed conveyor, S/N 8B0311175.

MARVEL SERIES 8 MARK 1 VERTICAL TILT FRAME VERTICAL, 22" x 9' roller infeed tbl., 22" x 20' roller outfeed tbl., S/N 821500-W.

WILTON 12" HORIZONTAL, (currently out of service).

DELTA 14" VERTICAL WOOD CUTTING, w/fabricated steel stand.



2008

HAAS MDL. TM-3P VERTICAL MACHINING CENTER



25" X 168" LEBLOND H.D. ENGINE LATHE




WILTON 4' X 10-1/2" RADIAL ARM DRILL



LAGUN MDL. FTV-2 VERTICAL TURRET MILLING MACHINE



HYD-MECH MDL. S20A CNC HORIZONTAL BANDSAW



MAZAK MDL. M5N-2 FLATBED CNC LATHE



500 T. X 16' ACCURPRESS HYDRAULIC PRESSBRAKE



10' X 1/4" US INDUSTRIAL MACHINERY HYDRAULIC POWER SHEAR



10' X 1/4" MONTGOMERY HYDRAULIC INITIAL PINCH PLATE ROLL

MG INDUSTRIES
CNC SHAPE CUTTING
MACHINE



**LOAD OUT
INFORMATION**

Loading of these items will be performed by Gus Fabrication for a reasonable fee. Please see our auction catalog for loading prices.

POWER SHEAR

10' X 1/4" US INDUSTRIAL MDL. US1025MS HYDRAULIC, new 2007, front operated pwr. backgauge w/readout, roller ball infeed tbl., foot pedal control, S/N J2007-213.

CNC SHAPE CUTTING MACHINE

MG INDUSTRIES, Burny 5 CNC control, 14' cutting width, approx. 45' max. cutting length, (2) 13'6" x 20' water cutting tbls., (3) oxy fuel cutting torches.

PLASMA CUTTING SYSTEM

HYPER THERM MAX 100D, 100 amp cap., 150 v., 80% duty cycle, w/plasma cutting torch and hoses to be offered separately from MG shape cutting machine, S/N 71-001053.

IRON WORKERS

HILL ACME STEEL WORKER HYDRAULIC MDL. 4, 1/2" plate cap., 5/8" x 6" flat bars, 1-3/4" round bar shear cap., 4" x 4" x 1/2" angle shear cap., max. 15/16" hole thru 5/8" plate, punching cap., coping attach., foot pedal control, includes punches and dies, S/N 475454.

CLAUSING METAL MUNCHER HYDRAULIC MDL. MM40, 40 T., 3/4" x 6" flat bar shear, 1" round shear cap., 3" x 3" x 5/16" angle cap., 7/8"-1/2" punching cap., punch tbl., coper, S/N 055650701.

INITIAL PINCH PLATE ROLLS

10' X 1/4" MONTGOMERY MDL. 12025-H HYDRAULIC, 2-roll drive, hyd. drop end, control pedestal w/digital roll pos., S/N 098023.

5' X 14 GA. SAHINLER MDL. RM1550/90, new 2005, cabinet base, control pedestal, S/N 220921.

PRESSBRAKES

500 T. X 16' ACCURPRESS HYDRAULIC, 12'6" btwn. housing, approx. 24" open ht., removable infloor bed section (may be used floor standing at lower cap.)

SHOP BUILT HYDRAULIC PRESSBRAKE, 10' x approx. 250 T. hyd. drive, 75" btwn. housings, 10" wide bed, approx. 18" open ht., (tooling not included).

4' CUSTOM BOX AND PAN BRAKE, 12-gage, w/fabricated steel base.

**MISCELLANEOUS SHOP MACHINES
& EQUIPMENT**

GROB MDL. 300 DRILL SHARPENER, w/assort. grinding fixtures, S/N 23.; **STERLING DRILL SHARPENER**, S/N DG5572; **SCOTCHMAN 12" METAL CUTTING CIRCULAR SAW**, (needs repair); **STANDARD ELECTRICAL TOOL CO. GRINDER**, heavy duty pedestal, approx. 5-HP; **EVERETT MDL. 20 ABRASIVE CUT-OFF SAW**, 20" abrasive disk, S/N 03-10110; **MEHL ABRASIVE CUT-OFF SAW**, 3 HP drive motor; **MR. DEBURR ABRASIVE TUMBLER**, approx. (4) cubic ft., rectangular w/divider; **DAYTON MDL. 3Z887 GRIT BLAST CABINET**, glove box design, 24" x 36" x 24" box size w/cone bottom, skid base; **HORIZONTAL WHEEL PRESS**, approx. 50 T., approx. 11' max. dist. ram to string bar, 52" dist. btwn. tie bars, vert. mount, Enerpac hyd. cylinder; **TRENNJAEGER PROMOBEM MDL. PMC8-L STRUCTURAL SAW**, (2) hydraulic hold-downs, swivel vise.




HILL ACME STEEL WORKER HYDRAULIC
IRON WORKER



HYPER THERM MAX 100D
PLASMA CUTTING SYSTEM

DON'T MISS THIS SALE!



ALL-FAB CORP WELDING POSITIONER

WELDING POSITIONER

ALL-FAB CORP MDL. 1254-VF, approx. 1,250-lb. cap., 24" dia. round platen w/12-3/4" 3-jaw manual chuck, 4" center of gravity, 135 deg. tilt, .08-1.9 RPM, panic control, bolt on skid base, manual tilt, variable spd. rotation, S/N 110706642.

WELDING POWER SOURCES

LINCOLN SHIELD-ARCSA-250 PORTABLE, 6,845 H.O.M., diesel, 115 v. generator, 250 amp max. output, S/N U1971100389.

(4) **MILLER MDL. XMT456CC/CV INVERTER POWER SOURCES**, 400 amp cap., S/N MB460278A, S/N MB240221A, S/N MB450147A, S/N MB460283A.

MILLER DIAL ARC HF, constant current pwr. source, 250 amp, 40% duty cycle w/running gear; **MILLERMATIC 135 MIG**; **MILLER DIMENSION 302 MIG**, w/Mdl. 22A wire feeder, S/N LE331298; **AIRCO 250 AMP HELI-WELDER**; **MILLER CP302 WELDING POWER SOURCE**, S/N KJ102722; **MILLER SRH 333 WELDING POWER SOURCE**, S/N HF869587; **MILLER CP250TS WELDING POWER SOURCE**, S/N HG028617; **LINDE VI 253 WELDING POWER SOURCE**; **AIRCO CV250 WELDING POWER SOURCE**; **LINDE HELIARC 250 HF WELDING POWER SOURCE**; **LTEC VI300 WELDING POWER SOURCE**; **CHEMETRON MDL. DC250 WELDING POWER SOURCE**.

WELDING ACCESSORIES

ASSORTED WIRE FEEDERS; **DRY ROD OVEN, PHOENIX TYPE 300**; **HEAVY DUTY WELDING TBL.**, 1/2" thick top, 72" x 144", channel steel base w/6" heavy duty bench vise; **HEAVY DUTY STEEL WELDING TBL.**, 78" x 120", 1-1/2" thick top on tubular legs w/78" x 48" x 1/2" thick top extension, Wilton 6" heavy duty bench vise.

TURNING ROLL SETS

PANDJIRIS MISSOURI MULE ADJUSTABLE CENTER W/IDLER, 4" x 15" dia. rubber tires.

(2) **PRESTON EASTIN MDL. TVRA10HD**, new 2000, 4" x 12" rubber tires w/overload disks, 10,000-lb. cap., S/N 1DRC1C1D-212, S/N N/A (incomplete).

PRESTON EASTIN MDL. TDRB20HD, new 2002, 20,000-lb. cap. w/idler, 7" x 14" rubber tires, w/overload disks, S/N TDRB20HD-190.

PIPE TURNING ROLLS, 3 -1/2" x 12" rubber tires, approx. 5,000-lb. cap.

PIPE TURNING ROLL SET, 3 -1/2" x 12" rubber tires w/center idler, pwr. and idler units mounted to tubular steel frame, 72" dist. btwn. pwr. and idler.



(4) MILLER MDL. XMT456CC/CV INVERTER POWER SOURCES



PANDJIRIS MISSOURI MULE ADJUSTABLE CENTER W/IDLER



ORBITAL WELDING SYSTEM

AMI ARC MACHINES, INC. MDL. 227, new 11/2005, 3/4"-3-1/2" Mdl. 79-3500 orbital welding head, related cables and accessories, low operating hours, S/N 40272.

**THURS.
SEPT. 21
10:00
A.M.
LIVE ONSITE
W/WEBCAST**

SHOP ACCESSORIES

(2) **KURT 6" ANGLE LOCK MILLING VISES**; **BRIDGEPORT 6" HEAVY DUTY VISE**; **ASSORTED CAT-40 TOOL HOLDERS**; **L&W SUPER SPACERS**; **YUASA 12" SUPER SPACER**; **2-AXIS COORDINATE TBL.**; (2) **15" ROTARY TBLS. W/POWER TAKE-OFF**.

LARGE SELECTION OF POWER TOOLS INCL.: DEWALT AND BLACK & DECKER MAGNETIC BASE DRILLS; RECIPROCATING SAWS; DRILL MOTORS; DEWALT AND BOSCH 6" RIGHT ANGLE GRINDERS; DEWALT 4" RIGHT ANGLE GRINDERS; DEWALT BATTERY PWR. DRILLS; H&M PIPE BEVELING MACHINE up to 8"; RIDGID PIPE STAND; BLADE REAMERS; SOCKET SETS; HYDRAULIC BODY KITS; CUTTING TORCHES; LETTER AND NUMBER STAMPS; CHAIN BINDERS; ASSORTED WRENCHES AND HAND TOOLS; MILWAUKEE PORTABLE BANDSAW.



ASSORTED POWER TOOLS



WELDING TABLE



GONSOULIN 15K SNUBBER STAND



CARBON STEEL RAW MATERIALS



(2) CARRIER ROOFTOP MDL. 50TM-025-611XJ AC UNITS

SPOOLER EQUIPMENT

GONSOULIN 15K SNUBBER STAND, new 2013, w/(3) roll straightener, S/N WO-0033-13-1.

GONSOULIN SNUBBER HBU HYDRAULIC POWER SUPPLY UNIT, new 2012, S/N WO-0090-12.

GONSOULIN DESPOOLER HYDRAULIC POWER SUPPLY UNIT, new 2012, S/N WO-0090-12.

15' DIA. COIL TUBING SPOOL, 87" btwn. flanges.

10' DIA. COIL TUBING SPOOL, 70" btwn. flanges.

RAW MATERIAL

LARGE SELECTION OF CARBON STEEL STRUCTURAL TUBING, 3/8" wall, sizes up to 16" x 8", 3/8" wall section lengths to 90", inspect on site.

LARGE QUANTITY ALUMINUM PLATE FOR MARINE APPLICATIONS, consisting of (33) 5/16" x 4' x 20' plates of 5086 grade, large qty. thinner gage plates various sizes of 5086 and 5052 grades.

MATERIAL STORAGE EQUIPMENT

HUGE ASSORTMENT OF SLOTTED PALLET RACKS: (225) 18' tall x 36" uprights; (49) 11' uprights; approx.; 100's of cross beams most are 11' W., some 10'W. currently disassembled and banded for transport; **EMPLOYEE LOCKERS AND BENCHES**; **REPUBLIC STORAGE SYSTEMS W/MAPLE TOP**, (100) sections, and (7) benches; **(5) FLAMMABLE MATERIAL STORAGE CABINETS**.

MISCELLANEOUS ITEMS

(2) CARRIER ROOFTOP AC UNITS MDL. 50TM-025-611XJ, S/N 1105F09701, S/N 0905F08414; **(3) STAINLESS STEEL TOTES**; **COMPASS MATERIAL HANDLING SYSTEMS**, 550 gal. cap.; **STAINLESS STEEL SKID MOUNTED TANK**, 48" dia., 10'L., on steel skid; **ASSORTED ENGINES AND GENERATOR SETS FOR REBUILD**; **GRIMMER SCHMIDT ROTARY SCREW AIR COMPRESSOR**; 60 HP, skid mounted, air cooled w/radiator; **GENERATOR DIESEL ENGINE SET**, FREEMONT, 3 kW, 60 hz.; **(2) PORTABLE, ALL BANN ENTERPRISES WATER HEATERS**; **(4) DIESEL POWERED TRASH PUMPS**, skid mounted, 1-1/2" output, centrifugal pumps, Yanmar diesel engines; **PNEUMATIC DIAPHRAGM PUMPS**, up to 3" cap.; **(2) VOLTMASTER 1,200 WATT DIESEL GENERATORS**, 120 v., 3-phase.

Assets Surplus to the
Continuing Operations of
GUS FABRICATION, LLC
2304A MAIN STREET,
JEANERETTE, LA 70544

INSPECTION: Tues. & Wed., Sept. 19 & 20,
9:00 A.M. to 4:00 P.M.



SAMPLE VIEW OF SLOTTED PALLET RACK



(2) VOLTMASTER 1,200 WATT DIESEL GENERATORS



STAINLESS STEEL STORAGE TANK



FLAMMABLE MATERIALS STORAGE CABINETS



GROVE MDL. RT62S 25 T. CAP. HYDRAULIC TELESCOPING ROUGH TERRAIN CRANE

HYDRAULIC TELESCOPING ROUGH TERRAIN CRANE

GROVE MDL. RT62S, 25 T. cap., 24'-60' 3-section telescoping boom, 30' stowaway jib, 117' max. hook ht., 4-wheel drive, 4-wheel steer, 3-section new Cummins diesel engine, Goodyear 265-25 super hard rock lug tires, retrofitted LED headlights, S/N 82369.

FORKLIFTS

HYSTER 8,000-LB. BASE CAP. MDL. H80XL2, Perkins diesel engine, 297 H.O.M., 48" fork carriage, 72" forks, dual front pneu. tires, S/N N/A.

CATERPILLAR 8,800-LB. BASE CAP., MDL. DP40KL1, diesel pwr., 8,800-lb. cap. at 24" load center, 187" max. lift ht., dual solid front tires, 72" fork carriage, side shift, 72" forks, 4,545 H.O.M., S/N AT19C51001.

CATERPILLAR 6,000-LB. BASE CAP. MDL. GP30K, LPG pwr., 186 max. lift, 5,800-lb. cap. at 24" load center, 60" forks, 48" for carriage, side shift, large dia. solid tires, S/N AT13D-35430.

CLARK 8,000-LB. BASE CAP. MDL. CGP40, LPG, side shift, 3-stage mast, solid tires, S/N CGP60L-0083-9450FB

CLARK ROUGH TERRAIN, diesel pwr., approx. 6,000-lb., cap.

YALE MDL. GDP040AFNUAE084, diesel pwr., 3,000-lb. cap. at 24" load center, 189" max. lift, 5,839 H.O.M., solid tires, S/N A810N03271U, (needs repair).

CROWN WALK-BEHIND LIFT, battery pwr., (currently out of service).

TELEHANDLER

JLG MDL. G9-43A, 48" lift carriage, diesel pwr., 4,824 H.O.M., Max Dura Rock loader 13.00-24 G2/L2 rough terrain tires, S/N 0160002077.

BOOM LIFT

GENIE 60' MDL. S60REV3, new 2001, 4-wheel drive, 33" x 92" man basket, 8,395 H.O.M., S/N S60-7728.

MINI EXCAVATOR

KOMATSU MDL. PC35MR-1, diesel engine, OROPS cab, front dozer blade, (2) buckets, rubber track, 6,256 H.O.M., S/N 4360.



HYSTER 8,000-LB. BASE CAP. FORKLIFT



JLG MDL. G9-43A TELEHANDLER

LOAD OUT INFORMATION

Loading of these items will be performed by Gus Fabrication for a reasonable fee. Please see our auction catalog for loading prices.

TRACTORS & MOWERS

JOHN DEERE MDL. 2210 TRACTOR, gasoline, 853 H.O.M., Countyline rear mounted finish mower, PTO w/3-point hitch, S/N LV2210H211063.

KUBOTA MDL. B7300 TRACTOR, diesel, 60" belly mower, rear PTO, hitch, 987 H.O.M., S/N 10259.

GRAVELY ZERO TURN LAWN MOWER, 60" w/Kohler gas engine.

OVERHEAD CRANE HOIST/TROLLEY

(2) OLYMPIC CRANE CO. CRANE TROLLEY AND HOIST UNITS, 20 T., 11' trolley gage.

(2) UNITIZED HOIST AND TROLLEY SETS, Detroit hoist, 5 T. cap, complete w/festoon electrification, S/N 153169, S/N 153170.



KOMATSU MDL. PC35MR-1 DIESEL MINI EXCAVATOR



CATERPILLAR 8,800-LB. BASE CAP. DIESEL FORKLIFT



JOHN DEERE MDL. 2210 TRACTOR



(2) OLYMPIC CRANE CO. CRANE TROLLEY AND HOIST UNITS



HARLEY DAVIDSON "ROAD KING" MOTORCYCLE



1969 CORVETTE STING RAY CONVERTIBLE

VEHICLES

CORVETTE STING RAY CONVERTIBLE, new 1969, 383 engine, Turbo 400 auto. trans., 119,000 miles, Pioneer CD player, VIN 194679S719262.

HARLEY DAVIDSON "ROAD KING" MOTORCYCLE, new 2005, saddle bags, ODO reads: 3,491 miles, VIN 1HD1FBW1X5Y660794.

SIDE BY SIDE KAWASAKI TERYX750, new 2011, front winch, camouflage wrap, VIN JKARF-DR11BB501120, LA plate 0R496381.

HONDA RANCHER 4X4 ROUGH TERRAIN VEHICLE.

KAWASAKI DIRT BIKE MDL. KIP5, EMF Gold series exhaust, Bridgestone tires.

ELECTRIC MDL. B103 GOLF CART EZGO, 2-seater w/rear cargo box, drop down gate, on board charger, S/N 1575768.

GROUND POWER UNITS

(10) **EX-MILITARY POWERED BY GARRETT AIR RESEARCH GAS TURBINES**, new 1969, Libby Welding Co., gas turbine engine driven 400 cycle precise pwr. units, 75 KVA, 3-phase.

HELICOPTER ENGINE

ALLISON C20 GAS TURBINE, running tear out on transport frame.

MILITARY TRANSPORT TRUCKS

(3) **AM GENERAL MDL. M35/A3 CARGO TRUCKS**, 2-1/2 T., 6 x 6, Caterpillar 3116 diesel engine and Allison auto. trans., CM automotive terrain mobilizer, removable cab top, bench seat, flatbed w/side bed and drop gate, front mounted winch, pintle hitch. ID # 500279 (3,117 miles, 287.7 hrs. on engine), ID #502719 (1,506 miles, 322 hrs. on engine), ID# 502681 (206 hrs. on engine)



72' CUSTOM HOUSE BOAT



56' CUSTOM HOUSE BOAT (TRAILER NOT INCLUDED)

HOUSE BOATS & FISHING BOAT

72' CUSTOM HOUSE BOAT, complete superstructure buildout on existing hull in 2020, hull built 1996 by Lakeview, 17' beam, 3' depth, raised pilot house, (2) Cummins 6BT 5.9 liter diesel engines, ZF 220A reverse reduction gearboxes, 22 kW diesel generator, (2) 200 gal. fuel tanks, 400 gal. potable water supply, full galley, (3) staterooms, (2) Crusaire air conditioners, complete marine survey available. **Inspection by appointment, offered subject to owner confirmation of final bid.**

56' CUSTOM HOUSE BOAT, full length deck, upper deck w/spiral staircase, galley kitchen, restroom w/shower, Honda 90 outboard motor, AC system, aluminum hull and deck, approx. 80% complete restoration, (trailer not included).

HANKO ALUMINUM FISHING BOAT, Mercury OptiMax 225 HP outboard motor, SS 3 blade prop, flats jack jack plate, walk-thru windshield, shallow V-hull, Manic tilt tandem axle trailer.



SIDE BY SIDE KAWASAKI TERYX750



(2 OF 3) AM GENERAL MDL. M35/A3 CARGO TRUCKS



ALLISON C20 GAS TURBINE HELICOPTER ENGINE

PLANT & MACHINERY INC.
AUCTIONEERS • APPRAISERS • LIQUIDATORS • REAL ESTATE

P.O. Box 218568
Houston, TX 77218-8568

DATED MATERIAL - PLEASE DELIVER

**WIDE ARRAY OF
FABRICATING, MACHINING,
& WELDING EQUIPMENT;
HIGH QUALITY FORKLIFTS,
25 T. GROVE CRANE,
ROLLING STOCK, HUGE
ASSORTMENT OF
MISCELLANEOUS ITEMS,
HOUSE BOATS, VEHICLES,
& MUCH, MUCH MORE!**



**THURSDAY, SEPT. 21 • 10:00 A.M.
LIVE ONSITE W/WEBCAST**



**ATTENTION: PLANT MANAGER
OR EQUIPMENT BUYER**

Presorted
First Class Mail
U.S. Postage
PAID
Eugene, Oregon
Permit No. 17



LOAD OUT INFORMATION

Loading of these items will be performed by Gus Fabrication for a reasonable fee. Please see our auction catalog for loading prices.

LODGING

- Hampton Inn & Suites**(337) 321-6700
400 Spanish Towne Blvd., New Iberia, LA 70560
- Ramada by Wyndham**.....(337) 321-5305
2915 LA-14, New Iberia, LA 70560
- Holiday Inn Express & Suites**(337) 408-2700
318 West Hwy. 90 Frontage Rd., New Iberia, LA 70560

ONLINE REGISTRATION

Register to bid at
BidSpotter or proxibid

1. Use the link to Bidspotter.com or Proxibid.com on PMI's website calendar. www.pmi-auction.com **DO IT NOW!**

PARTIAL TERMS & CONDITIONS: A 15% Buyer's Premium Will Apply Onsite. An 18% Buyer's Premium Will Apply Online.

Everything will be sold to the highest bidder or bidders for cash in accordance with the auctioneer's Customary Terms of Sale, copies of which will be posted on the premises.

ALL PAYMENTS MUST BE MADE BY CASHIER'S CHECK, WIRE TRANSFER OR COMPANY CHECK WITH BANK LETTER GUARANTEEING PAYMENT TO PLANT & MACHINERY INC.

Here is an example of what your letter should be: Mr. "Customer Name" is a customer of this bank. This bank will guarantee unqualified payment to PMI on the account listed herein up to the amount of \$_____. This letter is good until October 23, 2022.

In default of payment of bills in full within the time therein specified, the Auctioneer in addition to all other remedies allowed by law, may retain all monies received as deposit or otherwise, as liquidated damages. All items must be removed by the time announced at the start of the sale.

Lots not paid for and/or removed within the time allowed may be resold at public or private sale without further notice, and any deficiency, together with all expenses and charge of resale, will be charged to the defaulting purchaser.

The buyer acknowledges that he or an agent has inspected all of the assets upon which he will be bidding and/or does purchase.

Buyer agrees to accept assets purchased "AS IS," WITH "ALL FAULTS" AND "WITH REMOVAL AT BUYER'S RISK AND EXPENSE." THE AUCTIONEER EXPRESSLY DISCLAIMS ON THE PART OF THE AUCTIONEER AS AGENT AND THE SELLER, ANY WARRANTY AS TO FITNESS OR USABILITY OF ALL THE ASSETS, AND THE BUYER EXPRESSLY WAIVES ANY CLAIM IN RESPECT TO ANY POSSIBLE FUTURE USE OF ANY ASSET PURCHASED FOR ANY PURPOSE WHATSOEVER.

The buyer does hereby assume and does agree to indemnify and hold the auctioneer harmless from any future claim which shall pertain to the fitness or use of that asset as being purchased. Riggers, movers, electricians and buyers performing work at the Auction Site must provide PMI with evidence of insurance. The insurance coverage must be at a level acceptable to PMI and to the seller. PMI reserves the right to withdraw items, alter the order of the sale, accept bids from the seller, and group lots as it may deem appropriate. This auction may include consignment items.

Although all information has been obtained from sources deemed reliable, the auctioneer and seller make no warranty or guarantee, expressed or implied, as to the accuracy of the information herein contained, or contained in our catalog. It is for this reason that buyers should avail themselves of the opportunity to make inspection prior to the auction. Although it is not likely, auction sales are subject to cancellation or postponement. Kindly contact auctioneer prior to attendance.

These terms and conditions may be modified or supplemented by language in the catalog available at the sale site or by announcement at the start of the sale. Bidders should be attentive to those announcements and to the catalog language.

2. This auction may require a Cash, or credit card, or debit card, 100% refundable deposit. If by credit or debit card, it can be added through the Bidspotter.com fully secure and PCI compliant registration process and will be assessed a 100% refundable \$3,000 (US Bidder) or a \$10,000 (Foreign Bidder) deposit in order to be approved to bid online with this auction. Cash deposits can be made by wire transfer. **DON'T WAIT.** If you are unsuccessful in the auction, the refund of your credit/debit card deposit will occur shortly after the auction ends. Cash deposits will be expedited as well.

If you need assistance, don't hesitate to call (713) 691-4401.

ALL BIDS ARE SUBJECT TO AN 18% BUYER'S PREMIUM.